

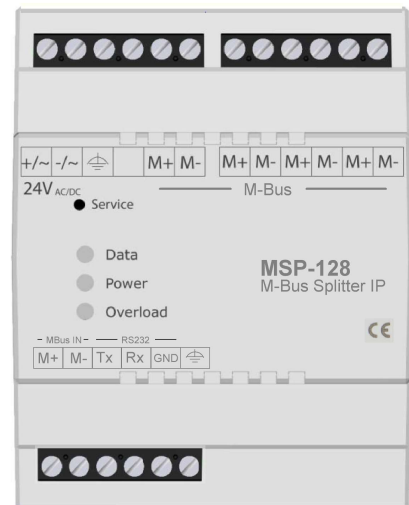
## ■ Article description

The splitter collects data from M-Bus terminals and makes the M-Bus data available at three different interfaces.

The first interface (M-Bus IN) works like an M-Bus terminal device and can thus be connected to an M-Bus master. The second interface (RS232 IN) also makes the M-Bus data available.

The interface (Ethernet IP) also provides the M-Bus data. The integrated web server offers the possibility of directly viewing the data from M-Bus end devices and is used to configure the MSP.

The device can be used in areas ranging from mechanical engineering and industrial automation to home and building automation with standardised communication.



Picture: MSP M-Bus Splitter

## ■ Technical Data

Rated voltage	24 V <sub>AC/DC</sub>
Supply voltage rate	24 V <sub>DC</sub> ±20%, 24 V <sub>AC</sub> ±5%
Power consumption at nominal supply voltage without load currents	≈ 85 mA
Processor	Cortex M4
Button: Service	Set factory settings, press and hold for 30 s until the power LED flashes.
Display	Data: Tx/Rx two-coloured (yellow, green) Power: supply voltage (green) Overload: M-Bus over-current (red)
M-Bus voltage	≈ 38 V
M-Bus over-current threshold	> 207 mA
M-Bus load	M-Bus current 192 mA (128 standard loads @ 1,5 mA)
M-Bus IN load	M-Bus current 3 mA (2 standard loads @ 1,5 mA)
Schnittstellen	Ethernet IP, M-Bus IN, RS232 IN, M-Bus OUT
Übertragungsrate M-Bus	300, 2400 and 9600 Baud
Protection of interfaces	Galvanic isolation between supply voltage, Ethernet IP, M-Bus IN, RS232 and M-Bus. Additional TVS diodes

## ■ Terminals

Connection type	Screw terminal with tension sleeve
Solid conductor cross-section	0,2 mm <sup>2</sup> ... 4 mm <sup>2</sup>
Stranded conductor cross-section	0,2 mm <sup>2</sup> ... 2,5 mm <sup>2</sup>
Stranded conductor cross-section with sleeve	0,25 mm <sup>2</sup> ... 2,5 mm <sup>2</sup>
Stripping length	8 mm

## ■ Environmental conditions

Ambient temperature (operating)	-10 °C to +50 °C
Relative humidity (without condensation)	90 %

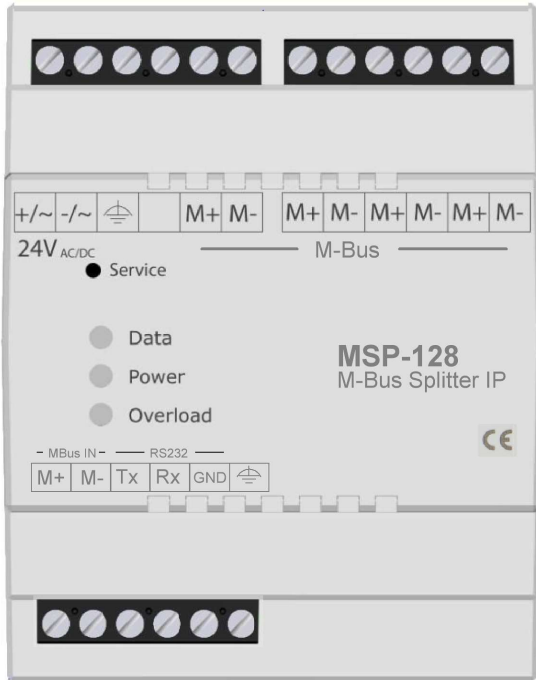
## ■ Housing data

Type of housing	Installation housing according to DIN 43880
Housing material	Plastic, polycarbonate PC V-0
Colour	Light grey (RAL 7035)
Flammability category	V0 according to UL 94
Ingress protection	IP 20
Mounting	Mounting rail TS35, (4TE) or with screw lugs according to DIN EN 50022.
Mounting position	Parallel to mounting rail

## ■ Standards and regulations


Conformity marking	<b>CE</b>
EMC noise immunity	acc. DIN EN 55024
EMC radiated emissions	acc. DIN EN 55032
Electromagnetic compatibility	acc. DIN EN IEC 61000-6-2
M-Bus communication	acc. DIN EN 13757-2

## Terminal assignment



↑  
Ethernet IP

Pin assignment	
Function	Pin
Supply voltage	24V +/-
Supply voltage	24V -/~
Functional grounding	
none	Not in use
M-Bus	M+
M-Bus	M-
M-Bus	M+
M-Bus	M-
M-Bus	M+
M-Bus	M-
M-Bus	M+
M-Bus	M-
M-Bus IN	Slave M+
M-Bus IN	Slave M-
RS232 IN	TxD
RS232 IN	RxD
RS232 IN	GND
none	Not in use
Functional grounding	
WEB / IP interface	Ethernet - IP

	Power		Output		Input		Ethernet IP
---	-------	---	--------	---	-------	---	-------------

## ■ Physical Data

Width	72 mm
Height	90 mm
Depth (device)	64 mm
Weight	≈ 170 g

